

Features

Unregulated Converter

- 1 : 1 Input Range
- 0.25W SMD Package
- Efficiency up to 77%
- 1kVDC and 2kVDC Isolation Option
- Operating Temperature from -40°C to +100°C
- EN/UL60950-1 Certified

Description

The R0.25S/E series DC/DC converter has been designed to offer exceptionally high efficiency, low quiescent current and an extended operating temperature range. Uses include battery powered supplies, high efficiency designs or high temperature applications.

Selection Guide

Part Number SMD	Input Voltage (VDC)	Output Voltage (VDC)	Output Current (mA)	Efficiency typ. (%)	Max Capacitive Load ^{(1)**}
R0.25S**-3.305/E*	3.3	5	50	75	1000µF
R0.25S**-0505/E*	5	5	50	77	1000µF
R0.25S**-1205/E*	12	5	50	74	1000µF

Other input and output voltage combinations available on request.

*add Suffix „H“ for 2kVDC Isolation, e.g. R0.25S-3.305/HE

*add Suffix „-R“ for tape & reel packaging, e.g. R0.25S-3.305/E -R

*add Suffix „P“ for Continuous Short Circuit Protection, e.g. R0.25S/PE

**without marking denotes 5 pins out of 8 fitted (includes „H“ option)

with marking 8 denotes 8 pins out of 8 fitted („H“ option not available), e.g R0.25S8-3.305/E

Specifications (measured at T_A = 25°C, nominal input voltage full load and after warm up)

Input Voltage Range		±10% max.
Voltage Set Accuracy	100% Load/nominal Vin	-2% typ. / ±5% max.
Line Regulation	Low Line to High Line @ max. Load	1,2% typ.
Load Regulation	(10% to 100% Load)	4% typ. / 10% max.
Ripple & Noise @ 20MHz BW		50mVp-p typ. / 100mVp-p max.
Efficiency	100% Load	70% min.
Operating Temperature		-40°C to + 100°C
Storage Temperature		-55°C to +125°C
Isolation Test Voltage	(tested for 1 second) (rated for 1 minute***)	1000VDC 500VAC / 60Hz
Isolation Test Voltage	H-Suffix (tested for 1 second) (rated for 1 minute***)	2000VDC 1000VAC / 60Hz
Isolation Capacitance		75PF max.
Isolation Resistance	Viso = 500V	10 GΩ min.
Humidity		95% max.
Operating Frequency	Vin (nom.)	20kHz min. / 70 kHz max.
Short-Circuit Protection		1 Second
MTBF	Using MIL-HDBK 217F (+100°C)	1352 x 10 ³ hours
	Using MIL-HDBK 217F (+25°C)	4494 x 10 ³ hours

Detailed Information see Application Notes chapter „MTBF“

Weight		1.0g
Certification		
UL General Safety	Report: E224736	UL60950-1
EN General Safety		EN60950-1

***Any data referred to in this datasheet are of indicative nature and based on our practical experience only. For further details, please refer to our Application Notes.

ECONOLINE

DC/DC-Converter

with 3 year Warranty

RECOM

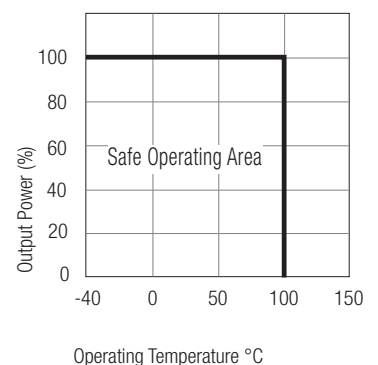
0.25 Watt SMD Isolated Single Output



EN-60950-1 Certified
UL-60950-1 Certified

R0.25S/E

Derating-Graph (Ambient Temperature)

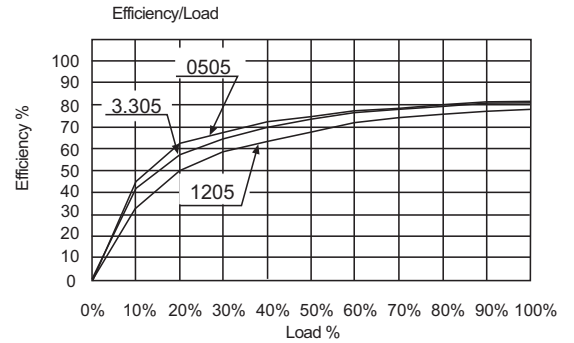
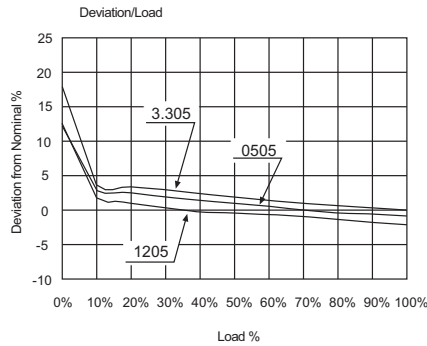
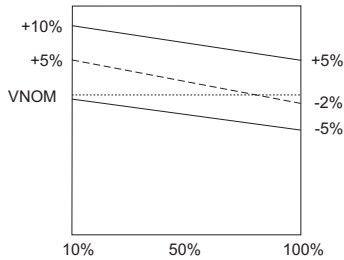


Refer to Application Notes

Typical Characteristics

Tolerance Envelope

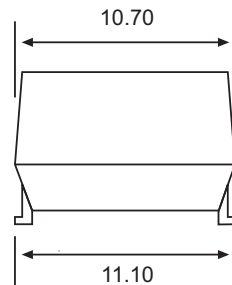
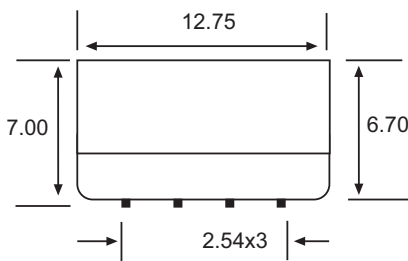
R0.25S-xx05/E



Notes

Note1: Maximum capacitive load is defined as the capacitive load that will allow start up in under 1second without damage to the converter.

Package Style and Pinning (mm)



Pin Connections

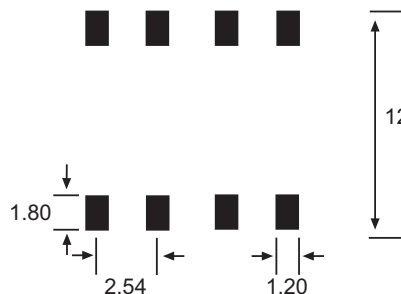
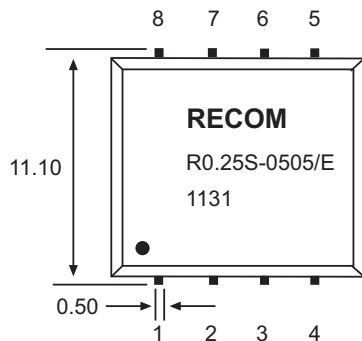
Pin #	Function for 5 Pins	Function for 8 Pins
1	-Vin	-Vin
2	+Vin	+Vin
4	-Vout	-Vout
5	+Vout	+Vout
3, 6, 7	NA	NC
8	NC	NC

NC= No Connection

NA= No Available Electrical Connection

UNIT: mm

TOL.: ± 0.25 mm



Footprint

R0.25S/E