


Features

- ◆ Ultra-wide 4:1 input range
- ◆ SIP-9 package
- ◆ Full SMD design
- ◆ Temperature range -40 to $+85^{\circ}\text{C}$
- ◆ High efficiency
- ◆ Excellent load and line regulation
- ◆ Indefinite short-circuit protection
- ◆ I/O isolation 1500 VDC
- ◆ Remote On/Off control
- ◆ Fully RoHS compliant
- ◆ 3-year product warranty



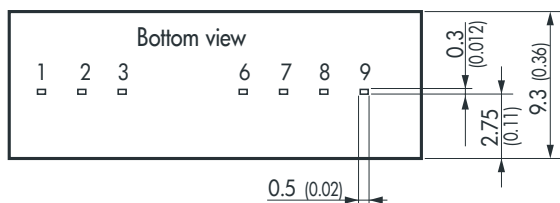
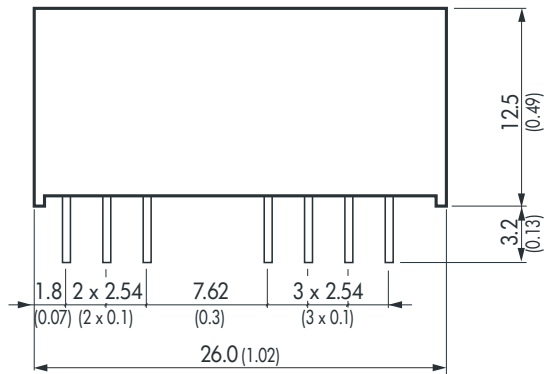
The TMR-2WI series is a new family of isolated 2W dc-dc converter modules with regulated output, featuring ultra-wide 4:1 input voltage ranges of 9-36 VDC or 18-75 VDC. The product comes in a ultra-compact SIP-9 plastic package. An excellent efficiency up to 84% allows -40°C to $+85^{\circ}\text{C}$ operation temperatures at full load. Further features include remote On/Off control and continuous short circuit protection. Typical applications for these ultra-compact converters are battery operated equipment and distributed power architectures in communication, instrumentation and industrial electronics, everywhere where space on the PCB is critical.

Models

Ordercode	Input voltage range	Output voltage	Output current max.	Efficiency typ.
TMR 2-2410WI	9 – 36 VDC (24 VDC nominal)	3.3 VDC	500 mA	71 %
TMR 2-2411WI		5 VDC	400 mA	76 %
TMR 2-2412WI		12 VDC	165 mA	79 %
TMR 2-2413WI		15 VDC	135 mA	80 %
TMR 2-2421WI		± 5 VDC	± 200 mA	73 %
TMR 2-2422WI		± 12 VDC	± 85 mA	77 %
TMR 2-2423WI		± 15 VDC	± 65 mA	79 %
TMR 2-4810WI	18 – 75 VDC (48 VDC nominal)	3.3 VDC	500 mA	70 %
TMR 2-4811WI		5 VDC	400 mA	72 %
TMR 2-4812WI		12 VDC	165 mA	78 %
TMR 2-4813WI		15 VDC	135 mA	78 %
TMR 2-4821WI		± 5 VDC	± 200 mA	70 %
TMR 2-4822WI		± 12 VDC	± 85 mA	76 %
TMR 2-4823WI		± 15 VDC	± 65 mA	76 %

Application note: www.tracopower.com/products/tmr2wi-application.pdf

Outline Dimensions



Pin-Out		
Pin	Single	Dual
1	-Vin (GND)	-Vin (GND)
2	+Vin (Vcc)	+Vin (Vcc)
3	Remote On/Off	Remote On/Off
6	+Vout	+Vout
7	ntc	Common
8	ntc	ntc
9	-Vout	-Vout

(ntc = not to connect)

Dimensions in [mm], () = Inch
 Pin diameter $\varnothing 0.5 \pm 0.05$ (0.02 \pm 0.002)
 Tolerances ± 0.5 (± 0.02)
 Pin pitch tolerances ± 0.2 (± 0.008)

Specifications can be changed any time without notice.