

**SERIES:** VGD-30 | **DESCRIPTION:** AC-DC POWER SUPPLY

**FEATURES**

- up to 30 W continuous power
- universal input (85~264 Vac / 120~370 Vdc)
- dual output
- overload, over voltage, and short circuit protections
- UL/cUL and Intertek EN 60950-1 safety approvals
- built-in EMI filter
- efficiency up to 80%



MODEL	output voltage (Vdc)	output current		output power <sup>1</sup> max (W)	ripple and noise <sup>2</sup> max (mVp-p)	efficiency typ (%)
		min (A)	max (A)			
VGD-30-D512	5	0.3	4	30	80	79
	12	0.3	2		120	
VGD-30-D524	5	0.3	4	30	80	80
	24	0.2	1		240	

Note: 1. Maximum total combined power.  
 2. Ripple & noise are measured at 20 MHz BW with 22 µF aluminum electrolytic capacitor and 0.1 µF ceramic capacitor on the output.

**PART NUMBER KEY**



## INPUT

parameter	conditions/description	min	typ	max	units
voltage		85		264	Vac
		120		370	Vdc
frequency		47		63	Hz
input current	115 Vac			0.6	A
	230 Vac			0.35	A
inrush current	115 Vac, full load, cold start			30	A
	230 Vac, full load, cold start			60	A

## OUTPUT

parameter	conditions/description	min	typ	max	units
line regulation			±1		%
load regulation			±5		%
temperature coefficient			±0.03		%/°C
hold-up time	115 Vac, full load		10		ms
	230 Vac, full load		50		ms
adjustability	adjustable with built-in trim pot <sup>1</sup>	-5		+5	%

Note: 1. Adjustment of 5 V output only.

## PROTECTIONS

parameter	conditions/description	min	typ	max	units
over voltage protection	shut down and latch off, recover after restart.			7	V
overload protection	hiccup mode, automatically recovers	110		160	%
short circuit protection	continuous, automatically recovers				

## SAFETY & COMPLIANCE

parameter	conditions/description	min	typ	max	units
isolation voltage	input to output		3,000		Vac
	input to case		1,500		Vac
	output to case		500		Vac
isolation resistance	input to output at 500 Vdc at 25°C	100			MΩ
safety approvals	UL 60950-1, Intertek EN 60950-1				
EMI/EMC	EN 55022 (CISPR22) Class B, EN 61000-3-2,-3,-4-2,3,4,5,6,8,11; EN 55024				
leakage current	at 240 Vac			3.5	mA
MTBF	MIL-HDBK-217F(25°C)	300,000			hrs
RoHS compliant	yes				

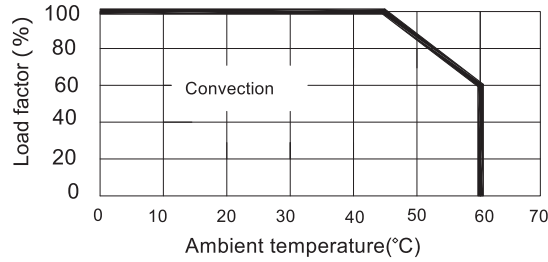
## ENVIRONMENTAL

parameter	conditions/description	min	typ	max	units
operating temperature	see derating curve	-10		60	°C
storage temperature		-20		85	°C
operating humidity	non-condensing	20		90	%
storage humidity		10		95	%

## MECHANICAL

parameter	conditions/description	min	typ	max	units
dimensions	3.9 x 3.8 x 1.4 (99 x 97 x 36 mm)				inch
cooling method	free air convection (see derating curve below)				
weight			328		g

## DERATING CURVES

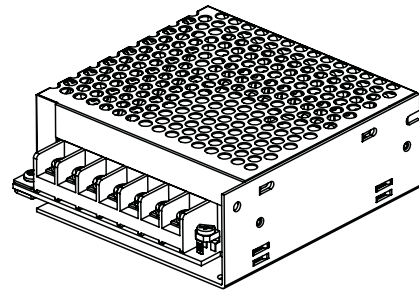
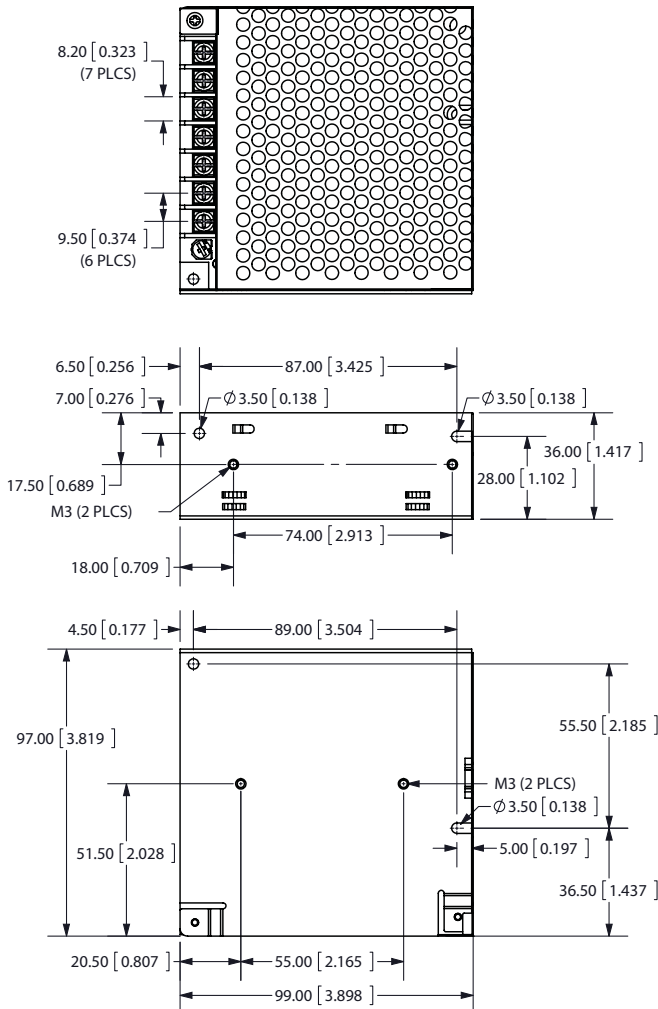


## MECHANICAL DRAWING

units mm[inches]

tolerance:

±0.3mm unless otherwise specified



PIN CONNECTIONS	
Pin	Function
1	ac line
2	ac natural
3	FG $\perp$
4	COM
5	+V2
6	COM
7	+V1

## REVISION HISTORY

---

<b>rev.</b>	<b>description</b>	<b>date</b>
1.0	initial release	10/26/2011
1.01	updated capacitor values for ripple measurements	04/20/2012
1.02	V-Infinity branding removed	08/21/2012
1.03	added minimum current requirements	11/04/2013

The revision history provided is for informational purposes only and is believed to be accurate.



**Headquarters**  
20050 SW 112th Ave.  
Tualatin, OR 97062  
**800.275.4899**

Fax 503.612.2383  
**cui.com**  
techsupport@cui.com

CUI offers a two (2) year limited warranty. Complete warranty information is listed on our website.

CUI reserves the right to make changes to the product at any time without notice. Information provided by CUI is believed to be accurate and reliable. However, no responsibility is assumed by CUI for its use, nor for any infringements of patents or other rights of third parties which may result from its use.

CUI products are not authorized or warranted for use as critical components in equipment that requires an extremely high level of reliability. A critical component is any component of a life support device or system whose failure to perform can be reasonably expected to cause the failure of the life support device or system, or to affect its safety or effectiveness.