

FEATURES

- Efficiency up to 82%
- SMD Package with Industry Standard Pinout
- Moisture sensitivity level (MSL) 3
- Operating Temperature Range -40° to +85°C
- Low ripple and noise
- Isolation Voltage 1000 VDC
- Lead free, RoHs Compliant
- >2 MHours MTBF
- 3 Years Product Warranty



The SA01S series are miniature, SMD Package, isolated 1W DC/DC converters with 1,000VDC isolation. It offers short circuit protection and allows a wide operating temperature range of -40°C to +85°C. These isolated DC/DC converters are the latest offering from a world leader in power systems technology and manufacturing — Delta Electronics, Inc

Model List

Model Number	Input Voltage (Range) VDC	Output Voltage VDC	Output Current		Input Current		Load Regulation % (max.)	Max. capacitive Load uF	Efficiency (typ.) @Max. Load %
			Max.	Min.	@Max. Load	@No Load			
			mA	mA	mA(typ.)	mA(typ.)			
SA01S0503A	5 (4.5 ~ 5.5)	3.3	300	6	264	30	10	33	75
SA01S0505A		5	200	4	250		10		80
SA01S0509A		9	110	2	254		10		78
SA01S0512A		12	84	1.5	252		8		80
SA01S0515A		15	67	1	248		7		81
SA01S1203A	12 (10.8 ~ 13.2)	3.3	300	6	110	15	8	33	75
SA01S1205A		5	200	4	103		8		81
SA01S1209A		9	110	2	106		8		78
SA01S1212A		12	84	1.5	104		5		81
SA01S1215A		15	67	1	102		5		82
SA01S2403A	24 (21.6 ~ 26.4)	3.3	300	6	57	8	8	33	73
SA01S2405A		5	200	4	53		8		79
SA01S2409A		9	110	2	54		8		77
SA01S2412A		12	84	1.5	53		5		80
SA01S2415A		15	67	1	52		5		80

Input Characteristics

Parameter	Model	Min.	Typ.	Max.	Unit
Input Voltage Range	5V Input Models	4.5	5	5.5	VDC
	12V Input Models	10.8	12	13.2	
	24V Input Models	21.6	24	26.4	
Input Surge Voltage (1 sec. max.)	5V Input Models	-0.7	---	9	VDC
	12V Input Models	-0.7	---	18	
	24V Input Models	-0.7	---	30	
Reverse Polarity Input Current	All Models	---	---	0.3	A
Input Filter		Internal Capacitor			
Internal Power Dissipation		---	---	450	mW

Output Characteristics

Parameter	Conditions	Min.	Typ.	Max.	Unit
Output Voltage Accuracy		---	±1.0	±3.0	%
Line Regulation	For Vin Change of 1%	---	±1.2	±1.5	%
Load Regulation	Io=20% to 100%	See Model Selection Guide			
Ripple & Noise (20MHz)		---	60	120	mV _{P-P}
Ripple & Noise (20MHz)	Over Line, Load & Temp.	---	---	150	mV _{P-P}
Ripple & Noise (20MHz)		---	---	15	mV rms
Temperature Coefficient		---	±0.01	±0.02	%/°C
Short Circuit Protection		0.5 Second Max.			

General Characteristics

Parameter	Conditions	Min.	Typ.	Max.	Unit
I/O Isolation Voltage (rated)	60 Seconds	1000	---	---	VDC
I/O Isolation Resistance	500 VDC	1000	---	---	MΩ
I/O Isolation Capacitance	100KHz, 1V	---	40	100	pF
Switching Frequency		50	100	140	KHz
MTBF (calculated)	MIL-HDBK-217F@25°C, Ground Benign	2,000,000	---	---	Hours
Moisture Sensitivity Level (MSL)	IPC/JEDEC J-STD-020D	Level 3			

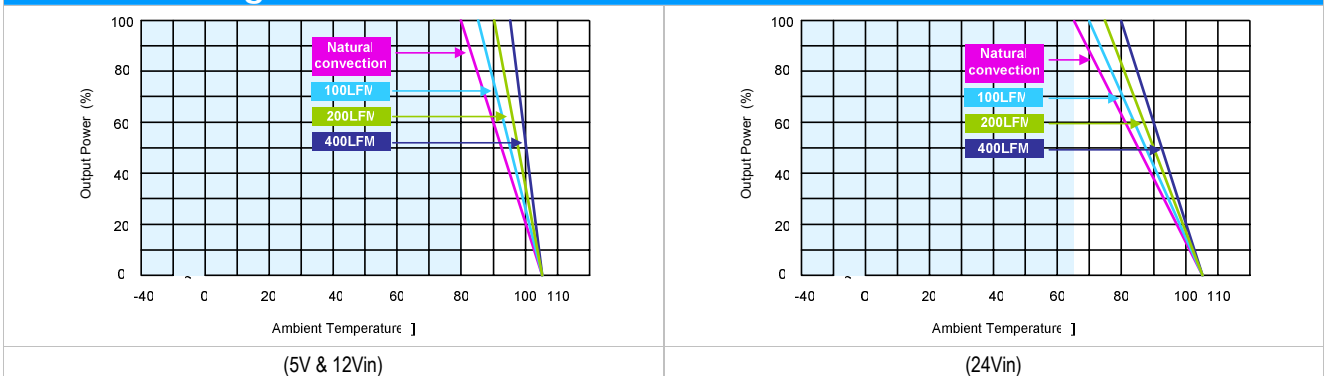
Recommended Input Fuse

5V Input Models	12V Input Models	24V Input Models
500mA Slow-Blow Type	200mA Slow-Blow Type	100mA Slow-Blow Type

Environmental Specifications

Parameter	Conditions	Min.	Max.	Unit
Operating Temperature Range (with Derating)	Ambient	-40	+85	°C
Case Temperature		---	+90	°C
Storage Temperature Range		-50	+125	°C
Humidity (non condensing)		---	95	% rel. H
Cooling		Free-Air convection		
Lead Temperature (1.5mm from case for 10Sec.)		---	260	°C

Power Derating Curve

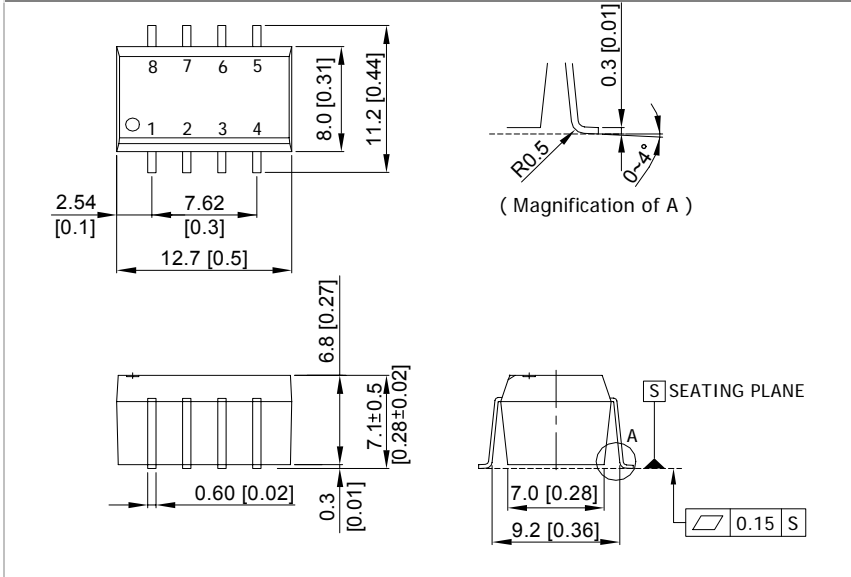


Notes

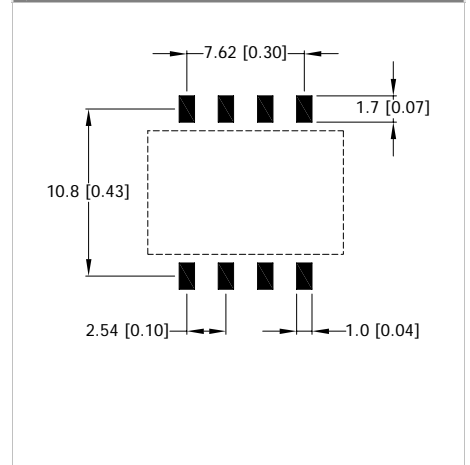
- 1 Specifications typical at Ta=+25°C, resistive load, nominal input voltage and rated output current unless otherwise noted.
- 2 Ripple & Noise measurement bandwidth is 0-20MHz.
- 3 These power converters require a minimum output loading to maintain specified regulation, operation under no-load conditions will not damage these modules; however they may not meet all specifications listed.
- 4 All DC/DC converters should be externally fused at the front end for protection.
- 5 Specifications subject to change without notice.

Mechanical Drawing

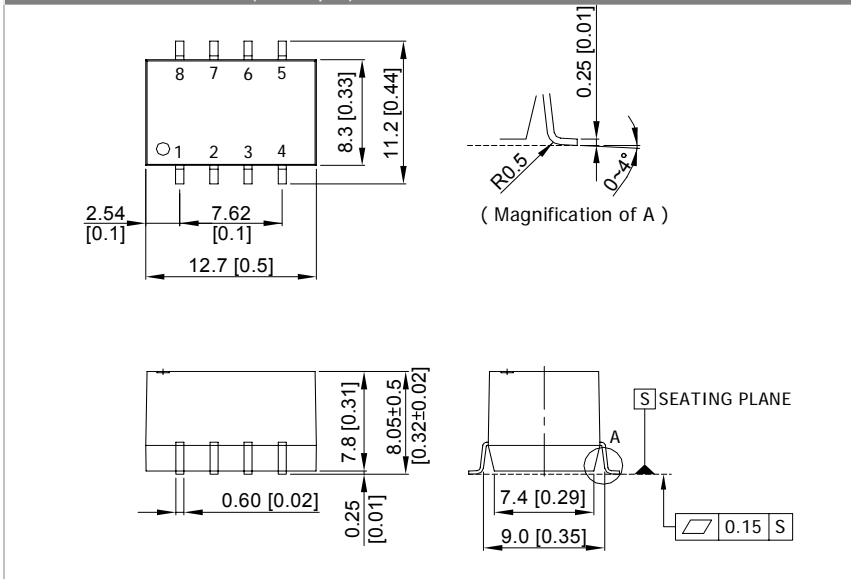
Mechanical Dimensions (5V & 12V Input)



Connecting Pin Patterns



Mechanical Dimensions (24V Input)



Pin Connections

Pin	Function
1	-Vin
2	+Vin
3	NA
4	-Vout
5	+Vout
6	NA
7	NA
8	NA

NA : Not Available for Electrical Connection

- ▶ All dimensions in mm (inches)
- ▶ Tolerance: X.X±0.25 (X.XX±0.01)
X.XX±0.13 (X.XXX±0.005)
- ▶ Pins ±0.05 (±0.002)

Physical Outline

Case Size (5V&12V Input) : 12.7x8.0x6.8mm (0.50x0.31x0.27 Inches)
 Case Size (24V Input) : 12.7x8.3x7.8mm (0.50x0.33x0.31 Inches)
 Case Material : Molding (flammability to UL 94V-0 rated)

Weight (5V&12V Input) : 1.5g
 Weight (24V Input) : 1.8g



Part Numbering System

S	A	01	S	05	05	A
Form factor	Family series	Watt	Number of Outputs	Input Voltage	Output Voltage	Option Code
D-DIP	A~Z	01:1W	S - Single	03:3.3V	03:3.3V	A - Std. Functions
P-SIP		02:2W	D- Dual	05: 5V	05: 5V	
S-SMD		03:3W		12:12V	12:12V	
		04:4W		24: 24V	15: 15V	
		06:6W		48:48V	24: 24V	

WARRANTY

Delta offers a three (3) years limited warranty. Complete warranty information is listed on our web site or is available upon request from Delta.

Information furnished by Delta is believed to be accurate and reliable. However, no responsibility is assumed by Delta for its use, nor for any infringements of patents or other rights of third parties, which may result from its use. No license is granted by implication or otherwise under any patent or patent rights of Delta. Delta reserves the right to revise these specifications at any time, without notice.