


- Compact SMD-16-package
- I/O isolation 5000 VACrms rated for 250 VACrms working voltage
- Certification according to IEC/EN/ES 60601-1 3rd edition for 2×MOPP and operation to 5000 m altitude
- Low leakage current < 2 µA for BF-applications
- Extended operating temperature range –40°C to 95°C.
- EMC compliance to IEC 60601-1-2 4th edition and EN55032 class A
- 5-year product warranty



The TIM 2SM series is a range of 2 Watt DC/DC converters in compact SMD package and with reinforced isolation of 5000 VACrms for medical applications. With a low leakage current of less than 2 µA the converters are predestined to insulate electrical equipment from the applied parts to patient (BF classification). The models are approved to IEC/EN/ES 60601-1 3rd edition for 2×MOPP up to an altitude of 5000m and come along with an ISO 14971 risk management file.

Models				
Order code	Input voltage range	Output voltage	Output current max.	Efficiency typ.
TIM 2-0910SM	4.5 – 12 VDC (9 VDC nominal)	3.3 VDC	500 mA	74 %
TIM 2-0911SM		5.0 VDC	400 mA	78 %
TIM 2-0919SM		9.0 VDC	222 mA	79 %
TIM 2-0912SM		12 VDC	167 mA	81 %
TIM 2-0913SM		15 VDC	134 mA	81 %
TIM 2-0915SM		24 VDC	83 mA	81 %
TIM 2-0922SM		±12 VDC	±83 mA	81 %
TIM 2-0923SM		±15 VDC	±67 mA	81 %
TIM 2-1210SM	9.0 – 18 VDC (12 VDC nominal)	3.3 VDC	500 mA	75 %
TIM 2-1211SM		5.0 VDC	400 mA	78 %
TIM 2-1219SM		9.0 VDC	222 mA	78 %
TIM 2-1212SM		12 VDC	167 mA	81 %
TIM 2-1213SM		15 VDC	134 mA	81 %
TIM 2-1215SM		24 VDC	83 mA	81 %
TIM 2-1222SM		±12 VDC	±83 mA	81 %
TIM 2-1223SM		±15 VDC	±67 mA	82 %
TIM 2-2410SM	18 – 36 VDC (24 VDC nominal)	3.3 VDC	500 mA	75 %
TIM 2-2411SM		5.0 VDC	400 mA	78 %
TIM 2-2419SM		9.0 VDC	222 mA	78 %
TIM 2-2412SM		12 VDC	167 mA	80 %
TIM 2-2413SM		15 VDC	134 mA	81 %
TIM 2-2415SM		24 VDC	83 mA	81 %
TIM 2-2422SM		±12 VDC	±83 mA	81 %
TIM 2-2423SM		±15 VDC	±67 mA	82 %
TIM 2-4810SM	36 – 75 VDC (48 VDC nominal)	3.3 VDC	500 mA	75 %
TIM 2-4811SM		5.0 VDC	400 mA	77 %
TIM 2-4819SM		9.0 VDC	222 mA	78 %
TIM 2-4812SM		12 VDC	167 mA	80 %
TIM 2-4813SM		15 VDC	134 mA	81 %
TIM 2-4815SM		24 VDC	83 mA	81 %
TIM 2-4822SM		±12 VDC	±83 mA	81 %
TIM 2-4823SM		±15 VDC	±67 mA	81 %

## Input Specifications

Input current no load	9 Vin models: 90 mA typ. 12 Vin models: 45 mA typ. 24 Vin models: 25 mA typ. 48 Vin models: 12 mA typ.
Surge voltage (1 s max.)	9 Vin models: 15 V max. 12 Vin models: 25 V max. 24 Vin models: 50 V max. 48 Vin models: 100 V max.
Start-up voltage	9 Vin models: 4.5 VDC (or lower) 12 Vin models: 9.0 VDC (or lower) 24 Vin models: 18 VDC (or lower) 48 Vin models: 36 VDC (or lower)
Startup time	10 ms typ. / 20 ms max.
Under voltage shut down	9 Vin models: 2 - 4 VDC 12 Vin models: 6 - 8 VDC 24 Vin models: 13 - 17 VDC 48 Vin models: 29 - 35 VDC
Input filter	capacitor type
Conducted noise	– Conducted & Radiated input suppression – Application note for filter class A/B proposal EN 55011 limits to IEC/EN 60601-1-2 4th edit. EN 55032 class A or B with external components <a href="http://www.tracopower.com/overview/tim2sm">www.tracopower.com/overview/tim2sm</a>
EMC immunity	– Generic for Medical equipment – ESD (electrostatic discharge) – Radiated immunity – Fast transient / surge (with external input capacitor / diode) – Conducted immunity – Magnetic field immunity IEC/EN 60601-1-2 4th edition EN 61000-4-2, air $\pm 15$ kV, contact $\pm 8$ kV, perf. criteria A EN 61000-4-3, 10 V/m, perf. criteria A EN 61000-4-4, $\pm 2$ kV, perf. criteria A EN 61000-4-5, $\pm 1$ kV perf. criteria A 9 Vin models: Nippon chemi-con KY 1000 $\mu$ F / 25 V TVS - SMAJ18A, 18 V, 400 W 12 & 24 Vin models: Nippon chemi-con KY 470 $\mu$ F / 50 V 48 Vin models: Nippon chemi-con KY 220 $\mu$ F / 100 V EN 61000-4-6, 10 Vrms, perf. criteria A EN 61000-4-8 100 A/m, continuous, perf. criteria A 1000 A/m, 1 sec., perf. criteria A
External input fuse required	9 Vin models: 1.0 A (slow blow) 12 Vin models: 0.5 A (slow blow) 24 Vin models: 0.315 A (slow blow) 48 Vin models: 0.16 A (slow blow)

## Output Specifications

Voltage set accuracy	$\pm 1$ % max.
Regulation	– Input variation (Vin min. to Vin max.) 0.2% max. – Load variation (0 – 100 %) 1% max. – Load variation (10 – 90 %) single output: 0.5% max. dual output: 0.8% max. – Cross regulation dual output: 5.0% max. (asymmetrical load 25 / 100%)
Minimum load	not required
Ripple and noise (20 MHz Bandwidth)	50 mVp-p typ.
Transient response (25% load step change)	
– Recovery time	500 $\mu$ s typ.
Short circuit protection	Continuous, automatic recovery

All specifications valid at nominal input voltage, full load and +25°C after warm-up time unless otherwise stated.

## General Specifications

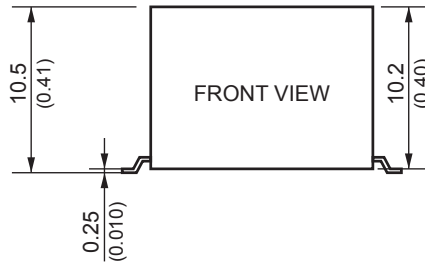
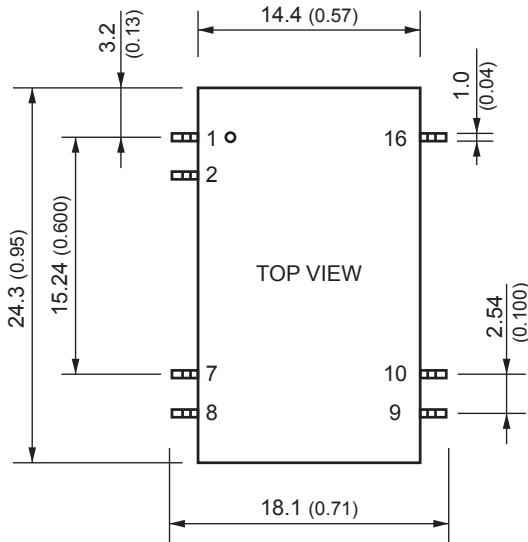
Overvoltage protection		3.3 Vout models: 4 - 6.5 VDC 5.0 Vout models: 6 - 8 VDC 9.0 Vout models: 10 - 14 VDC 12 Vout models: 13 - 19 VDC 15 Vout models: 16 - 22 VDC 24 Vout models: 25 - 35 VDC
Capacitive load	– Single output	3.3 & 5.0 Vout models: 1'000 µF max. 9.0 Vout models: 430 µF max. 12 Vout models: 220 µF max. 15 Vout models: 170 µF max. 24 Vout models: 100 µF max.
	– Dual output	±12 Vout models: 170 µF max. (each output) ±15 Vout models: 100 µF max. (each output)
Temperature ranges	– Operating (natural convection: 20 LFM, 0.1 m/s) – Case temperature – Storage temperature	–40°C to +95°C +105°C max. –55°C to +125°C
Derating		6.7 %/K above 90°C
Humidity (non condensing)		5 % to 95 % rel H max.
Moisture sensitivity level (MSL)		IPC J-STD-033C Level 2a
Isolation voltage (50 Hz, 60 s)		5000 VAC (reinforced insulation)
Working voltage		250 VAC, 2 × MOPP
Isolation capacitance		20 pF max.
Clearance/creepage		8 mm min.
Leakage current (at 240 VAC, 60 Hz)		2 µA max.
Altitude during operation		5000 m max.
Temperature coefficient		±0.02 %/K max.
Reliability, calculated MTBF (MIL-HDBK-217F at +25°C, ground benign)		6'809'000 h
Switching frequency		100 kHz min. (frequency modulated)
Shock, vibration and thermal shock resistance		according to MIL-STD-810F
Remote On/Off	– On: – Off: – Off idle current:	open circuit or high impedance 2 – 4 mA current applied via 1kOhm resistor 2.5 mA typ.
Safety standards/approvals	– Medical equipment  – Certification documents	ANSI/AAMI ES60601-1:2005/(R)2012, IEC/EN60601-1 3rd edition <a href="http://www.tracopower.com/overview/tim2sm">www.tracopower.com/overview/tim2sm</a>
Environmental compliance	– Reach – RoHS	<a href="http://www.tracopower.com/info/reach-declaration.pdf">www.tracopower.com/info/reach-declaration.pdf</a> RoHS directive 2011/65/EU

## Physical Specifications

Casing material	non-conductive black plastic
Base material	non-conductive black plastic
Potting material	silicone (UL94 V-0)
Package weight	7.0 g (0.24 oz)
Lead-free reflow solder process	IPC J-STD-020E

All specifications valid at nominal input voltage, full load and +25°C after warm-up time unless otherwise stated.

**Outline Dimensions**



Dimensions in mm (inch)  
 Tolerances  $\pm 0.5$  ( $\pm 0.02$ )  
 Pin dimension  $0.5 \pm 0.1$  ( $0.02 \pm 0.004$ )  
 Pin pitch tolerances  $\pm 0.25$  ( $\pm 0.01$ )

Standard Pinout		
Pin	Single	Dual
1	-Vin (GND)	-Vin (GND)
2	On/Off	On/Off
7	NC	NC
8	NC	Common
9	+Vout	+Vout
10	-Vout	-Vout
16	+Vin (Vcc)	+Vin (Vcc)